

Nifty Snapshot

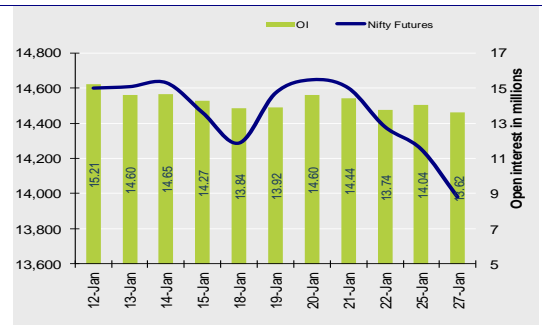
	Close	Prv Cl.	Ab chg	% chg
Spot	13,817.5	13,967.5	-149.95	-1.07
Futures	13,813.5	13,982.5	-169.05	-1.21
OI (ml shr)	13.21	13.62	-0.41	-3.00
Vol (lots)	369980	300067	69913	23.3
COC	-4.05	15.05	-19.10	-126.9
PCR-OI	0.91	0.89	0.02	2.1

Market Summary:

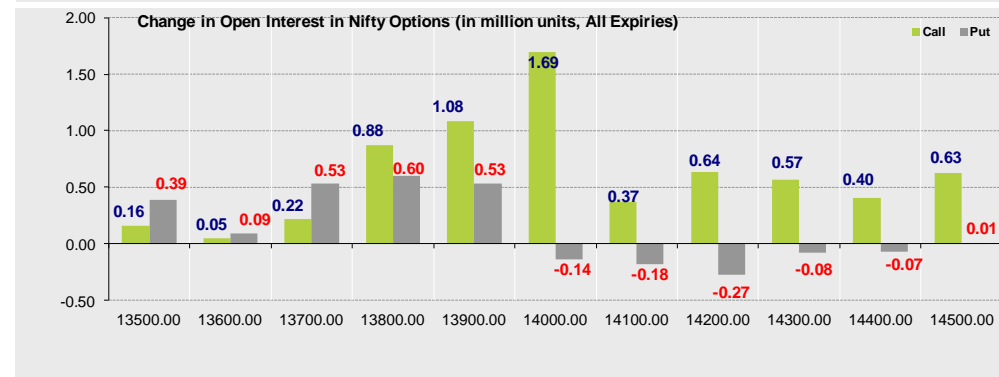
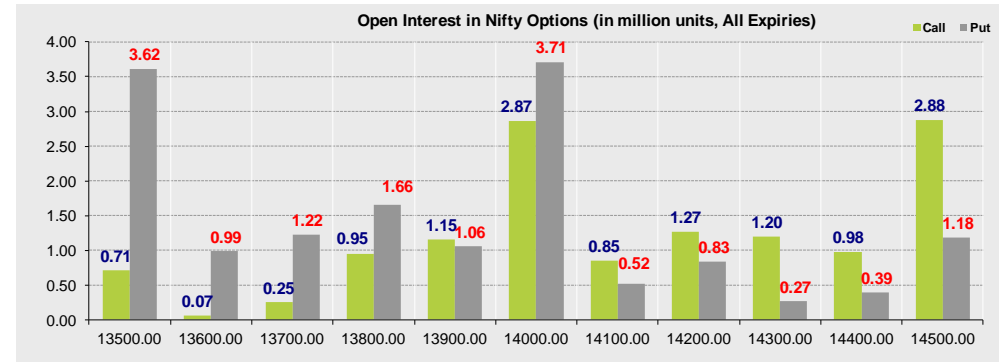
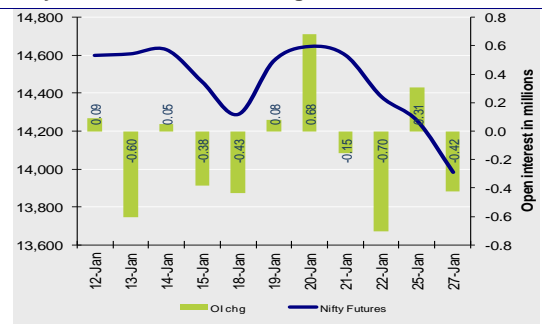
- Indian markets closed on a negative note where selling was mainly seen in Finance, IT, Realty sectors. Nifty Jan Future closed at 13813.5 (down 169.05 points) at a discount of 4.05 pts to spot.
- FII were net sellers in Cash to the tune of 3712.5 Cr and were net sellers in index futures to the tune of 1389.44 Cr.
- India VIX decreased by 0.42% to close at 24.29 touching an intraday high of 25.30.

Open Interest in Nifty Options:

Nifty Futures Price v/s OI



Nifty Futures Price v/s Change in OI



Institutional Activity in previous trading session

(in Rs cr.)	Buy	Sell	Net
Index Futures	10498.45	11887.89	-1389.44
Index Options	905394.13	900648.5	4745.63
Stock Futures	31247.99	30328.12	919.87
Stock Options	6384.17	5569.18	814.99
FII Cash	8,493.91	12,206.42	-3,712.51
DII Cash	6,351.07	4,614.15	1,736.92

Net FII Activity (in Rs cr.)

Date	Idx Fut	Stk Fut	Idx Opt	Cash
28-Jan	-1389.4	919.9	4745.6	-3712.5
27-Jan	-1327.6	-182.9	2108.8	-1688.2
25-Jan	1860.9	672.0	1257.5	-765.3
22-Jan	-1471.3	-467.0	-1492.4	-635.7
21-Jan	1102.2	-195.4	2048.6	1614.7
20-Jan	-1313.5	-332.6	-660.7	2289.1

- The above second chart shows previous trading day's change in Nifty options where Addition in OI were seen in 13800, 13900, 14000 strike Calls and at 13900, 13800, 13700 strike Puts indicating market is likely to see recovery against the support zone of 13700 during the day.
- Highest OI build-up is seen at 14500 strike Call and 14000 strike Put, to the tune of 2.88mn and 3.71mn respectively.

Outlook on Nifty:

- Index is likely to open on a gap up note today and is likely to see pull back rally during the day.

Technical Pivot (Intraday):

	S2	S1	PIVOT	R1	R2
NIFTY	13765	13875	14040	14150	14315
BANKNIFTY	29510	29920	30585	30995	31660

Volume Buzzers (Contract wise)

Symbol	Current Volume	Volume Change	Price Chg	One Month Avg
PNB	9512	833%	-2.7%	5114
SAIL	3796	541%	-1.2%	2706
NATIONALUM	3680	410%	-3.3%	2077
HAVELLS	5524	82%	5.9%	4241
NMDC	4072	45%	0.2%	3102
TORNTPOW	1078	39%	0.2%	1025
GLENMARK	3311	36%	-1.0%	2417
NTPC	7719	35%	-1.0%	5003
HINDPETRO	6184	31%	2.1%	4451
AXISBANK	30676	29%	5.8%	16557

Stock Ideas

- RELIANCE & BAJAJ-AUTO calls of strike 2000 & 4000 respectively were amongst the most active Calls whereas RELIANCE & BAJFINANCE puts of strike 1900 & 4000 respectively were amongst most active Puts.
- MGL & ASIANPAINT are likely to show good strength whereas BANKBARODA & SAIL are likely to show weakness in today's trading session.

(Price is in Rs; OI is in million units; Price chg and OI chg are in percentage) **NB RESEARCH**

Fresh Longs seen in:

Scrip	Price	Price chg	OI	OI Chg

Fresh Shorts seen in:

Scrip	Price	Price chg	OI	OI Chg
BANKBARODA	67.1	-9.7	75.6	12.6
M&MFIN	164.3	-4.8	15.4	10.5
MARUTI	7625.7	-3.5	2.3	5.9

Short Covering seen in:

Scrip	Price	Price chg	OI	OI Chg
MGL	1049.3	1.0	1.6	-24.1
ASIANPAINT	2453.9	0.2	5.3	-24.0
ADANIPTS	522.0	0.1	33.6	-22.4

Long Unwinding seen in:

Scrip	Price	Price chg	OI	OI Chg
SAIL	57.3	-1.2	43.6	-65.1
FINNIFTY	14649	-1.1	0.0	-57.9
POWERGRID	187.9	-2.2	12.4	-36.0

Technical Pivot (Intraday):

Script Name	S2	S1	PIVOT	R1	R2
BANKBARODA	60	63	68	71	76
MGL	1009	1032	1049	1072	1089
SAIL	54	56	57	58	59

FROM THE EQUITY DERIVATIVE DESK:

NIRAV HARISH CHHEDA
SENIOR DERIVATIVES AND TECHNICAL ANALYST
E-Mail: nirav.chheda@nirmalbang.com
Tel no: 6273-8199/8000

AMIT BHUPTANI
DERIVATIVES AND TECHNICAL ANALYST
E-Mail: amit.bhuptani@nirmalbang.com
Tel no: 6273-8242/8000

Disclaimer

Nirmal Bang Securities Private Limited (hereinafter referred to as "NBSPL") is a registered Member of National Stock Exchange of India Limited, Bombay Stock Exchange Limited and MCX stock Exchange Limited. We have been granted certificate of Registration as a Research Analyst with SEBI. Registration no. is INH000001766 for the period 23.09.2015 to 22.09.2020.

NBSPL or its associates including its relatives/analyst do not hold any financial interest/beneficial ownership of more than 1% in the company covered by Analyst (in case any financial interest is held kindly disclose)

NBSPL or its associates/analyst has not received any compensation from the company covered by Analyst during the past twelve months. NBSPL /analyst has not served as an officer, director or employee of company covered by Analyst and has not been engaged in market making activity of the company covered by Analyst.

The views expressed are based solely on information available publicly and believed to be true. Investors are advised to independently evaluate the market conditions/risks involved before making any investment decision.

Stock Name	Call (Buy/Sell)	Entry price	Targets	Stop Loss	Duration	Status

NIFTY50 Options OI (CE OI = Resistance) (PE OI = Support)

Symbol	Highest CE OI	Highest PE OI	CMP
ADANI PORTS	550	500	522
ASIANPAINT	2800	2600	2454
AXISBANK	700	620	672
BAJAJ-AUTO	4000	3800	4153
BAJAJFINSV	9500	8500	8982
BAJFINANCE	5200	4500	4823
BHARTIARTL	600	550	573
BPCL	420	360	385
BRITANNIA	3700	3500	3610
CIPLA	900	820	843
COALINDIA	150	145	129
DIVISLAB	4000	3800	3439
DRREDDY	5500	4800	4882
EICHERMOT	2700	2600	2810
GAIL	150	120	129
GRASIM	1100	1040	1072
HCLTECH	1100	850	939
HDFC	2700	2000	2438
HDFCBANK	1500	1480	1374
HDFCLIFE	700	600	674
HEROMOTOCO	3100	3200	3314
HINDALCO	280	260	230
HINDUNILVR	2500	2260	2311
ICICIBANK	560	540	530
ITC	220	200	207

NIFTY50 Options OI (CE OI = Resistance) (PE OI = Support)

Symbol	Highest CE OI	Highest PE OI	CMP
INDUSINDBK	1000	960	807
INFY	1400	1200	1280
IOC	105	80	93
JSWSTEEL	420	400	377
KOTAKBANK	2000	1900	1727
LT	1300	1300	1350
M&M	900	800	769
MARUTI	9000	7000	7626
NESTLEIND	19000	16000	17421
NTPC	100	100	90
ONGC	100	90	90
POWERGRID	205	180	188
RELIANCE	2100	1800	1883
SBILIFE	1000	860	875
SBIN	300	250	283
SHREECEM	14500	14500	23181
SUNPHARMA	600	600	565
TATAMOTORS	330	200	268
TATASTEEL	700	700	627
TCS	3400	3000	3212
TECHM	1100	850	984
TITAN	1600	1400	1456
ULTRACEMCO	6000	5300	5468
UPL	600	480	569
WIPRO	500	400	431

DISCLOSURES

Research Reports that are published by Nirmal Bang Securities Private Limited (hereinafter referred to as "NBSPL") are for private circulation only. NBSPL is a registered Research Analyst under SEBI (Research Analyst) Regulations, 2014 having Registration no. INH000001766. NBSPL is also a registered Stock Broker with National Stock Exchange of India Limited, BSE Limited, Metropolitan Stock Exchange of India Limited, Multi Commodity Exchange of India Limited, National Commodity and Derivative Exchange Limited and Indian Commodity Exchange Limited in cash and Equity and Commodities derivatives segments.

NBSPL has other business divisions with independent research teams separated by Chinese walls, and therefore may, at times, have different or contrary views on stocks and markets.

NBSPL or its associates have not been debarred / suspended by SEBI or any other regulatory authority for accessing / dealing in securities Market. NBSPL, its associates or analyst or his relatives do not hold any financial interest (Except Investment) in the subject company. NBSPL or its associates or Analyst do not have any conflict or material conflict of interest at the time of publication of the research report with the subject company. NBSPL or its associates or Analyst or his relatives may or may not hold beneficial ownership of 1% or more in the subject company at the end of the month immediately preceding the date of publication of this research report.

NBSPL or its associates / analyst has not received any compensation / managed or co-managed public offering of securities of the company covered by Analyst during the past twelve months. NBSPL or its associates have not received any compensation or other benefits from the company covered by Analyst or third party in connection with the research report. Analyst has not served as an officer, director or employee of Subject Company. NBSPL / analyst has not been engaged in market making activity of the subject company. Analyst Certification: The research analysts and authors of these reports, hereby certify that the views expressed in this research report accurately reflects my/our personal views about the subject securities, issuers, products, sectors or industries. It is also certified that no part of the compensation of the analyst(s) was, is, or will be directly or indirectly related to the inclusion of specific recommendations or views in this research. The analyst(s) principally responsible for the preparation of this research report and has taken reasonable care to achieve and maintain independence and objectivity in making any recommendations.

DISCLAIMER

This report is for the personal information of the authorized recipient and does not construe to be any investment, legal or taxation advice to you. NBSPL is not soliciting any action based upon it. Nothing in this research shall be construed as a solicitation to buy or sell any security or product,

or to engage in or refrain from engaging in any such transaction. In preparing this research, we did not take into account the investment objectives, financial situation and particular needs of the reader.

This research has been prepared for the general use of the clients of NBSPL and must not be copied, either in whole or in part, or distributed or redistributed to any other person in any form. If you are not the intended recipient you must not use or disclose the information in this research in any way. Though disseminated to all the customers simultaneously, not all customers may receive this report at the same time. NBSPL will not treat recipients as customers by virtue of their receiving this report. This report is not directed or intended for distribution to or use by any person or entity resident in a state, country or any jurisdiction, where such distribution, publication, availability or use would be contrary to law, regulation or which would subject NBSPL & its group companies to registration or licensing requirements within such jurisdictions.

The report is based on the information obtained from sources believed to be reliable, but we do not make any representation or warranty that it is accurate, complete or up-to-date and it should not be relied upon as such. We accept no obligation to correct or update the information or opinions in it. NBSPL or any of its affiliates or employees shall not be in any way responsible for any loss or damage that may arise to any person from any inadvertent error in the information contained in this report. NBSPL or any of its affiliates or employees do not provide, at any time, any express or implied warranty of any kind, regarding any matter pertaining to this report, including without limitation the implied warranties of merchantability, fitness for a particular purpose, and non-infringement. The recipients of this report should rely on their own investigations.

This information is subject to change without any prior notice. NBSPL reserves its absolute discretion and right to make or refrain from making modifications and alterations to this statement from time to time. Nevertheless, NBSPL is committed to providing independent and transparent recommendations to its clients, and would be happy to provide information in response to specific client queries.

Before making an investment decision on the basis of this research, the reader needs to consider, with or without the assistance of an adviser, whether the advice is appropriate in light of their particular investment needs, objectives and financial circumstances. There are risks involved in securities trading. The price of securities can and does fluctuate, and an individual security may even become valueless. International investors are reminded of the additional risks inherent in international investments, such as currency fluctuations and international stock market or economic conditions, which may adversely affect the value of the investment. Opinions expressed are subject to change without any notice. Neither the company nor the director or the employees of NBSPL accept any liability whatsoever for any direct, indirect, consequential or other loss arising from any use of this research and/or further communication in relation to this research. Here it may be noted that neither NBSPL, nor its directors, employees, agents or representatives shall be liable for any damages whether direct or indirect, incidental, special or consequential including lost revenue or lost profit that may arise from or in connection with the use of the information contained in this report.

Copyright of this document vests exclusively with NBSPL.

Our reports are also available on our website www.nirmalbang.com